



Draft factsheet for reader feedback

Choosing a bed and bed accessories

DLF Factsheet

This factsheet is sponsored by Theraposture



Sponsorship has no influence on our
impartial content

- Introduction
- Where to get help and advice
- For people who need help to sit up or lie down in bed
- For people who need back support when sitting in bed
- For people who slide down the bed
- For people who have difficulty getting their legs into bed
- For people who have difficulty moving or turning in bed
- For people who have difficulty getting out of bed
- For people who cannot safely take weight through their legs or whose ability to move is limited
- For people with continence difficulties
- For people with back pain
- For people who need the bed clothes away from their body or legs
- For people who fall or wander from bed
- For people who have to lie flat for long periods of time
- Mattresses for comfort
- For people who wish to eat in bed or carry out leisure activities, such as reading in bed
- Useful organisations

All rights reserved. No reproduction or transmission of this publication may be made without written permission. Inclusion (including any display advertising) does not indicate that any item has been recommended or tested. All information is provided without legal responsibility.

Introduction

As most people spend between a third and a half of their lives in bed, it is important to ensure that the time spent there is as comfortable as possible, and that it is easy to move around or get in or out of the bed.

For information about choosing a standard, extra long or extra wide bed, contact the [National Bed Federation \(NBF\)](#). They will be able to send you factsheets on how to choose a bed and mattress. These are provided free of charge.

The aim of this factsheet is to provide information about accessories for standard beds and beds with special features that are available to help people with specific difficulties or their carers. These difficulties may include getting in and out of bed, turning over, sitting up and generally getting comfortable in bed. Comfort and sleeping well are essential not only for the well-being of a person, but also because, for some people, they may mean the difference between being able or unable to carry out activities independently. If you are experiencing difficulty with any of the activities mentioned above, you may benefit from an assessment by a physiotherapist or occupational therapist. Sometimes a change in the way you carry out an activity or a different technique may help you to manage independently instead of using equipment.

Many of the beds with special features are available as a double bed where one side of the bed remains as a standard bed.

For up-to-date product and supplier information, please contact our equipment helpline, open Tuesday to Thursday 10am-4.30pm. Tel: 0300 999 0004 (calls charged at local rate) or if phoning from a mobile, it is cheaper to ring 020 7432 8018.

Alternatively, you can write to us at 34 Chatfield Road, Wandsworth, London SW11 3SE or contact us via email at advice@dlf.org.uk. To help us give you a concise and informative reply, please provide us with as much detail as possible including information on the difficulties you are having and any solutions you have considered, such as equipment ideas.

British Standards

All upholstered furniture that is intended for private use in a house needs to conform to the [Furniture and Furnishings \(Fire\)\(Safety\) Regulations act 1988](#). Within each standard there are several parts with tests of increasing severity. Check with suppliers which parts have been met.

Where to get help and advice

It is advisable to seek independent advice before buying bed accessories or buying a special bed. Sometimes another solution may help instead, or the local council or health service may provide an appropriate service. Beware of salesmen who try to persuade you to buy equipment that does not meet your needs or is poor value for money.

If you have a disability or you are caring for someone with a disability, remember that you have the right to ask social services for a community care assessment.

The council assessor considers the type and level of your need. If you have many needs or if your needs are assessed as essential or complex the council may help directly; for example, if you have difficulty moving in bed and getting out of bed.

If you find you would prefer a different service to the one offered by the council you can ask for a direct payment of money instead; since April 2003, this also applies to equipment the council may offer you.

If your needs are few or simple, the council may not help directly. For example, if your only need is that your bed is too low which makes it difficult for you to stand up, you may receive advice on alternative ways of solving the problem instead of direct help. Perhaps you may be directed to where you can buy equipment locally, visit a local independent living centre or obtain suitable mail order catalogues.

The recommendation is that before you buy any equipment, particularly beds, try it out.

Statutory provision of bed equipment

In the past this was often seen by the different authorities as a grey area of provision. Even today, the organisation that provides this type of equipment may vary from one area of the country to another.

Sometimes it is regarded as home nursing equipment, i.e. that which a community nurse considers necessary to help him or her carry out nursing duties effectively. Examples of items that may be supplied by the community nurse are:

- bed backrests, bed cradles, bed tables, bed rails, bed linen;
- beds such as pressure relief beds or mattresses and hospital-type nursing beds;
- hoists and small handling equipment.

However, other items are regarded as daily living equipment, i.e. that which enables a person to get on with daily living, and may make them more independent.

This may include items such as:

- rope ladders, bed blocks, self-lifting blocks, lifting poles, grab handles;
- overhead and mobile hoists;
- leg lifters.


This type of equipment may be supplied by social services.

The different authorities now have a legal duty to work together to try and ensure equipment is provided as quickly as possible after an assessment of need is agreed.

For people who need help to sit up or lie down in bed

Lifting poles

Lifting poles (or pull handles) are designed to make moving around, moving into semi-lying positions or getting in and out of bed easier. The majority have a floor standing cantilever gantry, although some are wall- or bed-attached. If freestanding, care should be taken to ensure that the base is positioned properly under the bed, otherwise the gantry frame may tip over. A handle hangs from the gantry and, when adjusted to a suitable height, some people with enough strength can pull on it safely. The user does need to have fairly strong upper limbs and good abdominal control.



Lifting poles are not usually suitable for people with painful arms, painful shoulders, limited overhead shoulder movement or abdominal weakness.

Consider the following:

- a moulded handgrip may be more comfortable to hold and an adjustable length strap provides greater flexibility;
- ensure that there is enough room for the base to slide under a divan bed and, where possible, fasten it to the bed headboard for greater stability;
- if the person also uses a mobile hoist for transfers, ensure that the lifting pole base does not prevent the hoist from being correctly positioned under the bed, and that the overhead arm does not obstruct the lifting boom of the hoist;
- some models dismantle for transporting, which may make it possible to take the lifting pole on holiday;
- remember that appearance is important, especially if the pole is to be used in a domestic setting. Some of the frames look very clinical.

[View our impartial list of Lifting poles](http://www.livingmadeeasy.org.uk/bedroom/lifting-poles-506/) ► <http://www.livingmadeeasy.org.uk/bedroom/lifting-poles-506/>

Rope ladders



Rope ladders either fit onto the footboard, the bed frame or the two feet at the end of the bed. They have rungs which the person pulls on to help him/herself into a sitting position.

Ensure that the ladder is safely and securely fixed in place and that the first rung is within reach of the person lying on the bed. Take care as those with plastic rungs may be slippery to hold. A retrieval line pinned to the bedclothes is sometimes needed if the rope ladder slips to the floor during the night.

Pull straps

A pull strap has a similar function to a rope ladder; instead of rungs to pull on there are loops in the strap. Some straps have a clip that makes it easier to secure the strap to the bed. They are lightweight and easily transported.

[View our impartial list of Rope ladders and pull straps](http://www.livingmadeeasy.org.uk/products.php?groupid=442) ► <http://www.livingmadeeasy.org.uk/products.php?groupid=442>

Grab handles

The various types of grab handles on the market are either wall-fixed, bed-fixed or floor-fixed. They are used to pull on by someone to help sit up or turn over in bed.

- Some are fixed in one position, whilst others lock into a choice of several positions. Some of the static

models could obstruct part of the bedside, making it difficult to get in and out.

- Floor-fixed rails may be difficult to install if the floor is made of concrete.
- Ensure that bed-attached models are securely fixed. Some are tucked under the mattress and only rely on the weight of the person to secure them in position.
- Ensure that there is no risk of entrapment within the rail, at either end of the rail or between the rail and the mattress.



Guidance on spaces and safety can be found in the 2001 bulletin from the Medicines and Healthcare Products Regulatory Agency entitled [Advice on the safe use of bed rails](#)

[View our impartial list of Grab handles](http://www.livingmadeeasy.org.uk/bedroom/grab-handles-447/) ► <http://www.livingmadeeasy.org.uk/bedroom/grab-handles-447/>

Mattress inclinators



Mattress inclinators (or mattress variators) are powered devices which can help a person sit up and lie down independently. They can remain raised to form a backrest if required to support a person in a sitting position. They are available for single or double beds.

Consider the following:

- check the mattress is compatible with the mattress inclinator. Hinged mattresses are most suitable and fibre- or foam-filled mattresses are usually compatible. Mattresses with continuous wire edging are unsuitable and pocket sprung mattresses may be damaged by long term use;
- because most inclinators do not have a knee break there is a risk the person may slip down the bed as soon as he/she sits up or later after a period of sitting. Three- or four-sectioned variable posture beds have the option to raise the person's knees to help prevent this happening;
- mattress elevators usually have a hinged frame which is placed between, and strapped to, the bed base and the mattress. Depending on the model chosen, the mattress is raised by air from a powered compressor inflating an air bag enclosed in the frame, or by a hydraulic piston attached to the frame;
- the amount of noise made by these units varies. Personal preference and whether other people nearby will be disturbed needs considering. Air bags tend to be noisier and hydraulic pistons quieter;
- most inclinators are controlled with a handset. Usually this has two separate switches or one rocker switch. Alternative controls, e.g. a joystick, are sometimes available;
- mattress inclinators and pillow lifters usually lift the person forwards and away from the bedside cabinet. A few models are designed to slide back as they lift so that the cabinet is still in reach.

[View our impartial list of Mattress inclinators](http://www.livingmadeeasy.org.uk/products.php?groupid=652) ► <http://www.livingmadeeasy.org.uk/products.php?groupid=652>

Pillow lifters

Pillow lifters (or pillow lifts) rest on the top of the mattress and under the pillow (sometimes the pillow is part of the equipment). They are similar to mattress inclinators but are much narrower and give less support. If there is a risk that the person may fall off sideways it is probably more appropriate to use a mattress inclinator or a variable posture bed.

Pillow lifters with a knee break reduce the risk that the person will slip down the bed.



Variable posture beds



Variable posture beds have sections in the base under the mattress. The sections can hinge to form a back raise and sometimes a leg raise as well. This feature is known as profiling.

Some companies have a double bed option. Usually this comprises two single beds placed close together (one or both with the profiling option). If needed, ensure the beds will separate easily, e.g. for carers to assist from both sides, and/or there is sufficient clearance underneath, e.g. for the legs of a portable hoist.

Consider the following:

- three-section variable posture beds slightly raise the user's knees, forming a knee break that may prevent him/her from sliding down the bed;
- a more comfortable and stable position can be achieved in a bed with four sections, as the user's bottom remains horizontal while the knees are raised to form a break;
- five-section beds provide more profiling within the head/backrest section;
- two-section beds are sit-up only; the angle of the head section is adjusted to help sitting up/lying down or to form a backrest. There is no knee break option and, like most mattress inclinators and pillow lifters, it is likely that the person will slip down the bed.



Variable posture beds can be adjusted manually or electrically while the person is on the bed:

- those with a powered mechanism are usually controlled with a handset. Although powered by a motor, most are quiet or almost silent;
- manually operated beds are controlled by a foot-operated gas-assisted mechanism, a lever or winding mechanism or a ratchet system. The carer can find all of these quite hard work and the user cannot control the adjustment.

The mattresses for these beds are either foam, latex or sprung. They should have divisions to correspond with the sections of the bed's mattress platform. A sprung mattress with continuous wire edging should not be used, as it will make it difficult to profile the bed. It is advisable to check with the bed manufacturer if the mattress needs to be replaced at any stage. Alternatively, the National Bed Federation can provide information on companies that sell sectioned mattresses (see [Useful Organisations](#))

Both domestic and hospital versions of variable posture beds are available. The domestic ones tend to be smaller with a wooden or padded headboard and generally look more homely. The hospital versions are larger, usually with a metal frame, more resilient and often have a choice of nursing functions.

It is important to check that a hospital bed provides the functions needed. Many have a tilting mechanism and most have the option of safety sides. It is necessary to specify other options; e.g. quick release of the backrest for resuscitation, removable head and footboards for assisted transfers, or the facility to choose which bed movements the occupant is able to control.

Section mattress platforms

These can be fitted onto the frame of a standard bed so that the platform can profile the mattress like a variable posture bed. The powered mechanism is controlled by a handset.

Chair beds



These can be used either as a bed or chair and users do not have to transfer from chair to bed or vice versa if they need to change position or sleep.

Some take the form of very adjustable beds, which can be electrically profiled so that the person is able to achieve a sitting position. Others are primarily chairs that can be reclined fully so that the person can lie horizontally.


[View our impartial list of Chair beds ► http://www.livingmadeeasy.org.uk/products.php?groupid=457](http://www.livingmadeeasy.org.uk/products.php?groupid=457)

For people who need back support when sitting in bed

Some of the items below are occasionally used in conjunction with those in the following section - '[For people who slide down the bed](#)' - to prevent the person from sliding down the bed when in a seated position.

V-shaped pillows

These are used inverted on the bed to support the person's shoulders, arms and neck.



[View our impartial list of V-shaped pillows ► http://www.livingmadeeasy.org.uk/products.php?groupid=483](http://www.livingmadeeasy.org.uk/products.php?groupid=483)

Free standing backrests



These have a wooden or metal frame. The angle of the supporting surface can be adjusted for use under the pillows to support the person in a sitting position. A headboard is essential to prevent the backrest from sliding backwards. Most fold flat for storage.

[View our impartial list of Free standing backrests ► http://www.livingmadeeasy.org.uk/products.php?groupid=481](http://www.livingmadeeasy.org.uk/products.php?groupid=481)

Tilting headboards

Tilting headboards are pulled forward at the base to provide a backrest. They are found on many older hospital beds. The manual operation is often hazardous involving twisting, bending and straining.

Armchair-shaped back supports

These supports are usually made of covered foam and have a backrest and armrests to provide comfort and support.



[View our impartial list of Armchair-shaped supports ► http://www.livingmadeeasy.org.uk/products.php?groupid=483](http://www.livingmadeeasy.org.uk/products.php?groupid=483)

Variable posture beds

These can be adjusted to change the shape or profile of the bed according to the needs of the individual. The head end of the mattress can be elevated to support the back and shoulders of a person whilst they are sitting, and a knee break stops users from sliding down the bed. For further information see section '[For people who need help to sit up or lie down in bed](#)'.

For people who slide down the bed

The following items may help to provide a stable position for someone in bed. A person is more likely to slip down the bed when in a sitting position if they are not supported under their knees. Care should be taken that frequent sliding does not result in pressure ulcers.

Supports and wedges

These are foam wedges or shaped pillows that can be positioned under the legs to provide support in bed.



[View our impartial list of Pillows and supports](#) ►

[View our impartial list of Wedge shaped supports](http://www.livingmadeeasy.org.uk/bedroom/wedge-shaped-supports-484/) ► <http://www.livingmadeeasy.org.uk/bedroom/wedge-shaped-supports-484/>

Footboards



A footboard is attached to the mattress or to a fixing plate at the end of the bed. Users need to have enough strength in their legs to push against it to prevent them from sliding down the bed or to enable them to re-position themselves.

[View our impartial list of Footboards](http://www.livingmadeeasy.org.uk/products.php?groupid=479) ► <http://www.livingmadeeasy.org.uk/products.php?groupid=479>

One way glides

These are slip-resistant devices that move in one direction only. They are made of a length of material that has been stitched to form a continuous roller. The inside of the glide is made of a material that will easily slide one way, but cannot slide the other way. It is placed under the person sitting in bed, and enables him/her to slide or be slid backwards into a stable position, but not to slide forwards again. Some have foam or gel cushion inserts for comfort.



Some sliding sheets can also be used in a similar way. Care should be taken to ensure that the material does not wrinkle up under the bottom of the user, as any creases could be uncomfortable and potentially lead to pressure ulcers.

[View our impartial list of One-way glides](http://www.livingmadeeasy.org.uk/products.php?groupid=1534) ► <http://www.livingmadeeasy.org.uk/products.php?groupid=1534>

Tilting beds/Kings Fund beds

Kings Fund beds are used mainly in hospitals although, on rare occasions, they are provided as nursing equipment in a domestic environment if space permits. Hospital beds are heavy and the risks of delivering and installing the bed will prohibit use in many situations. To help prevent the occupant from sliding down either in a sitting or lying position the bed can be angled backwards by 3° or 4°. Making this adjustment can be very hazardous, as the foot end of the bed needs to be lifted and lowered manually. It is preferable to use a bed with an electrically controlled tilting facility or a variable posture bed with a knee break. Some domestic-type beds have these features.

Variable posture beds

These can be adjusted to change the shape or profile of the bed according to the needs of the individual. Users can adjust the bed so that they remain in a comfortable sitting position as their knees are being raised to form a break. Four- or five- section beds tend to be more comfortable than those with three sections. For further information about variable posture beds, see the section '[For people who need help to sit up or lie down in bed](#)'

Mattress inclinators and pillow lifters

Mattress inclinators or pillow lifters with a knee break that raise the person's knees will sometimes help to stop him/her sliding down the bed when sitting up. For further information about this type of equipment, see the section '[For people who need help to sit up or lie down in bed](#)'

For people who have difficulty getting their legs into bed

Manual leg lifters



These consist of a reinforced strap with a loop on the end. The person hooks his/her leg through the loop and then physically lifts the loop up onto the bed. However, the person concerned must have the strength, dexterity and the sitting balance to carry out the task. Some people use the crook neck of a walking stick or a looped webbing strap to perform the same task.

[View our impartial list of Manual leg lifters](http://www.livingmadeeasy.org.uk/products.php?groupid=495) ► <http://www.livingmadeeasy.org.uk/products.php?groupid=495>

Powered leg lifters

These are powered devices that attach to the bed frame and require the user to sit on the edge of the bed with his/her feet on the floor in front of the device. They work on the principle of a platform that raises through an arc of 90°, lifting the legs of the user to a position just beyond the horizontal, level with the mattress. From this position the user can slide his/her legs off the platform and onto the bed.



- Some use a compressor to fill an air sack which, as it inflates, raises the platform. However, many of these compressors make a noise like a vacuum cleaner and may be disturbing.
- Both types are controlled by a handset, which either has two separate switches or a rocker switch.

[View our impartial list of Powered leg lifters](http://www.livingmadeeasy.org.uk/products.php?groupid=496) ► <http://www.livingmadeeasy.org.uk/products.php?groupid=496>

For people who have difficulty moving or turning in bed

Most people need to move or turn regularly in bed, either just for comfort or to prevent pressure ulcers from

forming.

Some people may find that the use of slippery nightwear or bedding such as satin pyjamas or sheets, combined with pulling on strategically placed grab rails or handles, may help them turn over or be assisted to turn over more easily.

Variable posture beds

These can be used, with or without a pressure relief mattress, to reposition the user so that he/she may not have to be turned. By altering the profile of the bed the position of the user and weight distribution will be changed. This may be sufficient to prevent pressure ulcers from forming.

If the backrest is in a semi-reclined position, the person may be able to pull on a lifting pole and roll onto one side or the other independently to relieve buttock pressure. Alternatively, this could be done by bridging, i.e. by users lifting their bottom off the bed by pushing their feet down onto the mattress with bent knees.

The height of some variable posture beds is also adjustable, either manually or electrically. Carers can raise these beds without needing to stoop and bend when assisting people to turn.

Turning beds



These are mains powered hospital-type beds which will turn the user from side to side. Because of their size, they are not often used in a domestic situation. Most are controlled by the carer from a panel at the end of the bed or by foot controls. Some can be controlled independently by the person in bed, while others have an automated turning facility that carries out a turning cycle, for example every three to five minutes.

[View our impartial list of Turning beds ► http://www.livingmadeeasy.org.uk/products.php?groupid=1008](http://www.livingmadeeasy.org.uk/products.php?groupid=1008)

Turning units

These can be used on top of a domestic bed and take the form of either a sectioned mattress which has an airbag under each side of the mattress that alternately inflates and deflates, or a turning sheet which moves around two rollers on a frame on either side of the bed. Both styles have the effect of turning the person from side to side. They can be controlled using a handset, or can be set to turn at pre-programmed times automatically.



It is advisable to use these units in conjunction with bed rails (cot sides), as they have no built-in side protection.

[View our impartial list of Turning units ► http://www.livingmadeeasy.org.uk/products.php?groupid=796](http://www.livingmadeeasy.org.uk/products.php?groupid=796)

Low friction rollers

These are made of a length of material which has either been stitched to form a continuous roller or is folded in a similar way so that the slippery material on the surfaces inside will easily slide against each other.

The roller is placed across the bed and under the user who is lying flat on the bed with the open ends facing the head and feet. Once the roller is positioned some users find they can then turn independently. Alternatively, carers can assist the user by pulling on the top layer of the roller or by pulling on a correctly positioned



handling sheet on top of the roller.

Before using a product like this, carers need to know not only how to position themselves correctly but also a safe technique, as bad posture and poor technique during these types of manoeuvre can lead to back pain or injury.

Two main sizes of roller are available: a small version (large cushion size) and a larger version (sleeping bag size). If the smaller, cushion sized roller is used, it is placed under the user's shoulders and bottom. The larger, sleeping bag sized version is placed so that it extends from head to toe. When used for turning, the open ends of the rollers are always towards the head and foot end of the bed.

Some rollers are padded and can, occasionally, be left in position under the person; others are very thin and are nearly always removed after use. If a roller is left in position it is important to ensure the person will not accidentally slip out of bed.

High friction inserts are available to put in a roller to stop slipping. They are taken out when the roller is used again.

[View our impartial list of Low friction rollers ► http://www.livingmadeeasy.org.uk/products.php?groupid=1532](http://www.livingmadeeasy.org.uk/products.php?groupid=1532)

Flat sliding sheets

Sometimes two flat sliding sheets are used, one on top of another, instead of a roller. The advantage of this is that carers can use the sheets not only to assist turning but also to move the person up the bed and across it. Sometimes the flat sliding sheets are used in conjunction with a flat board, which bridges any gap to help transfer the person from one lying surface to another.

For people who have difficulty getting out of bed

Moving to the edge of the bed

Some people find it difficult to get to the edge of the bed to swing their legs over the side. In order to move across the bed, a person must lift their bottom clear of the mattress surface. However, most people find their arms are not long enough to do this while in a seated position, particularly if they are well built, or the mattress is soft and allows their hands to sink down into it. A physiotherapist or occupational therapist may advise on a specific technique to use or, alternatively, the following equipment may help.

Variable posture beds

By profiling the bed into a sitting position, and by pulling on a strategically positioned grab rail or lifting pole, people may be able to take some of their body weight in order to raise themselves several centimetres from the bed, helping them to manoeuvre their bottom to the edge of the bed from where it may be easier to stand up.

For further details on variable posture beds, grab rails and lifting poles, see section '[For people who need help to sit up or lie down in bed](#)'.

Hand blocks

If hand blocks are placed on either side of a person, they can, by pushing down on them, raise themselves several centimetres from the bed enabling them to change their position, e.g. move towards the edge of the bed.

Ensure that the blocks have a firm base and the handgrips are comfortable to hold.




[View our impartial list of Hand blocks](http://www.livingmadeeasy.org.uk/products.php?groupid=443) ► <http://www.livingmadeeasy.org.uk/products.php?groupid=443>

Standing up

The major difficulty encountered by some people when getting out of bed is standing up. Raising the height of the bed sometimes helps. It is possible to buy an extra high bed, or some beds have adjustable telescopic legs which enable the bed to be set at a specific height. However, in some cases it may be difficult to find a compromise between the optimum height for the carers who are helping with personal care or nursing activities, and a suitable height for the person so that he/she can sit on the edge of the bed with feet firmly on the floor. Height adjustable equipment may provide a solution. This is essential if one height is needed for getting out of bed and another for getting into it.

Bed leg raisers



Bed leg raisers are placed under the legs to raise the height of the bed. This can make standing easier. However, once raised, the height of the bed is set and the problems mentioned before may sometimes still be encountered. For example, although the raised height helps a person to stand it is too high for them to sit safely on the edge of the bed and/or to lift their legs into bed.

Always ensure the bed is raised symmetrically, i.e. all the legs are raised equally. Raising one end of a domestic bed or not raising all its legs puts strain on the bed and it can collapse. Double beds can have four, six or eight

legs.

Always ensure that the appropriate model of raiser is used for the bed leg, e.g. castor, square leg. The following are examples of types that are available:

- cylindrical plastic sleeves - the bed legs stand inside the sleeves. Different depth inserts can be put inside to alter the height of the bed;
- screw-in raisers - these screw in between the bed and the leg or castor;
- replacement raisers - existing bed legs or castors are removed and replaced by raisers. Screw or bayonet fittings are available;
- block raisers - cube shaped raisers with three sizes of circular recess on different sides, allowing for variation in leg size;
- wheeled raisers - fitted with castors to allow the bed to be moved.

Elevating units

These are placed underneath a standard domestic bed to convert it into an adjustable height bed. They have a powered mechanism controlled with a handset. This has either separate push button switches or a rocker switch. Elevating units require more space than the bed, as the scissor mechanism alters the position of the bed slightly as it elevates. Care should be taken that there is no wall-mounted obstruction to prevent the bed from moving vertically or that nothing can get trapped underneath as it is lowered.



[View our impartial list of Bed raising equipment](http://www.livingmadeeasy.org.uk) ► <http://www.livingmadeeasy.org.uk>

Adjustable height beds



Adjustable height beds can be powered manually or electrically. Manually operated beds usually have a hydraulic mechanism that raises and lowers the bed. This movement may feel jerky as the bed rises. The control is often a foot pump at the side of the bed. It cannot be operated by the user.

Some electric beds can be controlled by the occupant. This means he/she can select the most suitable height for getting in and getting out of the bed, sometimes with little or no assistance.

- They are usually controlled with a handset, which may either have two separate switches, or a rocker switch.

Other controls are possible, such as remote control or voice activated.

- Although powered by a motor, most are quiet or almost silent.
- Care should be taken that there is no wall-mounted obstruction to prevent the bed from moving vertically or that nothing can get trapped underneath the bed when it is lowered.
- Many adjustable height beds do not stop automatically if there is an object underneath and there is a risk of entrapment.
- Height adjustable domestic and hospital variable posture beds are available. The domestic beds tend to be smaller with a wooden or padded headboard and are more suitable for the home environment. The hospital versions are usually larger with a metal frame and look more clinical.

[View our impartial list of Adjustable height domestic beds](http://www.livingmadeeasy.org.uk/products.php?groupid=455) ► <http://www.livingmadeeasy.org.uk/products.php?groupid=455>

For people who cannot safely take weight through their legs or whose ability to move is limited

If a person is unable to take any of their weight through their legs, advice should ALWAYS be sought from a therapist as to the safest method of assisting or moving them out of bed. Most people are not strong enough to lift someone (including many children) from the bed onto a chair/wheelchair/commode. Equipment which will do the lifting instead is available or sometimes the person may be able to slide across.

- There are mobile or overhead hoists and slings designed to lift people. Mobile hoists lift efficiently but are quite difficult to move especially in confined spaces and across carpets. Overhead hoists lift well and have the advantage of making transferring easier. They have an overhead track which the person moves along sitting or lying in a sling.
- Sometimes small handling equipment is used to help people move in bed. Advice should be sought from a therapist on the safest handling technique and the equipment to use.

Equipment such as hand blocks or lifting poles can enable some people to lift part of their own weight whilst the carer is assisting them to move. This reduces the possibility that carers will be subjected to strain and back injury.

- Items which raise the height of the bed, e.g. bed raisers, adjustable height beds, enable a carer to assist a person at a height which reduces the risk of back injury from bending over.
- Adjustable height beds (powered and manually operated) enable different carers to select different heights. Powered beds are easier to operate. Manually operated beds are controlled by a foot pedal or winding handle, which is situated on one or both sides of the bed. If the bed is positioned against the wall, ensure that the pedal or handle is on the accessible side. Both the pumping or winding action is quite hard work for the carer and the bed occupant can have quite a jerky ride.

Wall-fixed/free-standing swinging hoists

Wall-fixed or free-standing hoists have a vertical mast which is either attached to the wall or fitted into a stand. A boom from the mast reaches out over the bed and swings sideways through 90° to enable a transfer from a bed onto a chair or wheelchair. The hoist has a powered lift (mains or battery) but the swinging sideways movement is manually operated. A user must be capable of pushing against the bed or pulling on a grab handle to move sideways independently.

Some of the hoisting mechanisms are portable and can be used on wall-fixed swinging frames in different locations, either for one person or for a number of different people.

Overhead track hoists

An overhead track hoist is sometimes the best solution in a domestic situation. If the layout of the house permits, it is possible to fix a track (straight, jointed or curved) so that the person can move him/herself (or is assisted to move) in a sling from the bed directly to another room in the house.

- An electric traversing system enables the user or carer to control both horizontal and the vertical movements effortlessly. Some users can manage totally independently with the appropriate handset and slings.
- A manual traversing system requires the carer to push the person along the track in the sling.
- Care must be taken because the traversing mechanism may be noisy, especially if it is fitted in a flat where other residents are living above.
- Structural alterations may need to be made such as strengthening the ceiling or adapting the top of the door frame to take the track.
- A wide range of slings is available to meet the needs of the user.

Mobile hoists

A small mobile hoist can be used for many handling tasks in and around the home. With the wide range of slings available, it can cater for many different needs and abilities.

Remember, mobile hoists are designed as lifting and transferring aids not for transporting. If the person needs to be moved from one place to another, an overhead track hoist or specifically designed wheeled equipment should be used, as this reduces the risk of injury to the carer.

If a hoist is to be used around the bed area:

- make sure there is sufficient space under the bed for the chassis and wheels of the hoist;
- if raisers are recommended to raise the bed for hoist access, ensure (if the increased height would make existing transfers more difficult) that they are only fitted when the hoist is available for use;
- is there room to move the hoist away from the bed with the person sitting in the sling? It is preferable to leave enough space to pull the hoist straight back and wheel a wheelchair or sanichair in under the person to avoid the carers having to turn the hoist and risk twisting their backs;
- will the furniture need rearranging to make sufficient space to manoeuvre the hoist?
- can the hoist be pushed easily over the floor covering? Thick pile carpet and thresholds can be difficult;
- if the height of the bed has been raised (e.g. by adding an extra mattress for pressure relief) can the hoist still lift the person so that his/her bottom clears the mattress surface?
- if the person falls, will the hoist reach down far enough to lift him/her from the floor?
- where will the hoist be stored when not in use?

Transfer boards

These are smooth surfaced boards, tapered at either end to assist sideways transfers. They can be used independently or with help to slide in a sitting position from the chair onto a wheelchair. It is easiest if the mattress surface and the seat height are at the same level.

Curved transfer boards are useful when transferring onto chairs with fixed armrests, as they make it possible to transfer around them.

Some boards have additional transfer systems incorporated. One board has a transfer disc which moves within a central slot; another has an integral roller which the person sits on and slides across the board.

Similar transfers can be made using a low friction roller and a rigid, padded bridging device.



[View our impartial list of Transfer boards](http://www.livingmadeeasy.org.uk/products.php?groupid=1528) ► <http://www.livingmadeeasy.org.uk/products.php?groupid=1528>

Turning discs

These are made up of two circular discs that rotate against one another. They are useful for someone who can semi-stand or who can use a board as a bridge (but finds it difficult to turn, step or adjust his/her feet) to transfer directly from bed to chair. Users place their feet on the disc and, as the transfer is made, the disc swivels.

A handling belt worn by the person can make it easier for a carer to help guide him/her around in a semi-standing position or across the board.

It is difficult to support someone on a turning disc. If support is needed ask for an occupational therapist or physiotherapist to assess the situation. One possible solution is a turning disc with a frame which the person can hold onto.

Many of the solid discs use ball bearings in the swivel mechanism, which may result in fast turning that can be difficult to control. However, this may be useful when a heavier person is moving, as their weight sometimes prohibits discs without ball bearings from turning on one another.

Some discs are made of two flexible fabric discs with a slip-resistant outer surface for standing on, and a slippery inner surface. These can be used to move the feet in the same way as the solid discs, and can also be placed under the bottom of a person to help him/her swivel round. Because they fold up, they are easier to carry around than the solid discs.

Handling belts

Handling belts are usually made from webbing and are adjusted to fit around the waist. They usually have vertical and/or horizontal handholds to provide the carer with a firm and comfortable grip. Handling belts are used to help guide the person whilst he/she is standing up or sliding across a board and to help give the person more confidence. It is unsafe practice to use them as lifting belts - i.e. when a carer pulls on a handling belt to take most or all of a person's weight to help him/her to stand.

For people with continence difficulties

Waterproof bedding



All of the following are available with integral waterproof features - however, methods of waterproofing may be noisy to lie on or may cause excess sweating:

- mattresses and mattress covers;
- duvets;
- duvet covers;
- pillowcases.

Waterproof drawsheets

These narrow drawsheets are laid across the middle of the bed to reduce the risk of soiling the bed clothes. They are long enough to be tucked in on either side of the bed.

Waterproof pads

These pads, which are laid on the top of bedclothes, are designed to absorb urine.

[View our impartial list of Waterproof bedding](http://www.livingmadeeasy.org.uk/personal%20care/waterproof-bedding-711/) ► <http://www.livingmadeeasy.org.uk/personal%20care/waterproof-bedding-711/>

Enuresis alarms

These are designed to help children and adults who wet the bed to develop bladder control. Most consist of a sheet or pad with a stitched-in sensitive electrode, which is placed underneath a draw sheet. The sensor is connected to an alarm unit, which will be triggered as soon as the sensor mat detects even a few drops of urine. Audible and vibrating alarms are available. For further information contact the Bladder & Bowel Foundation, a national organisation which provides information on bladder and bowel continence problems, or ERIC (Education and Resources for Improving Childhood Continence) a national charity which provides advice and information on nocturnal enuresis or bedwetting. ERIC has a telephone helpline as well as a range of bedding protection and enuresis alarms (see [Useful Organisations](#))




[View our impartial list of Enuresis alarms](http://www.livingmadeeasy.org.uk/personal%20care/enuresis-(bed-wetting)-alarms-1383-p/) ► [http://www.livingmadeeasy.org.uk/personal%20care/enuresis-\(bed-wetting\)-alarms-1383-p/](http://www.livingmadeeasy.org.uk/personal%20care/enuresis-(bed-wetting)-alarms-1383-p/)

For people with back pain

Choosing the right bed so that the spine is properly supported can help to relieve back pain. BackCare and the National Bed Federation produce a range of factsheets on buying a bed, with information on the different types of mattresses that are commonly available.

Bed boards



As a short-term solution, if the person's bed is too soft or sagging, a bed board can be placed under a mattress to make it firmer. However, this will only work if the bed base is soft or sprung, i.e. if the base is already solid it will not make any difference. If a mattress has become too soft to lie on comfortably, it is usually better to buy a new mattress. It is advisable to seek advice from a physiotherapist before using a bed board.

[View our impartial list of Bed boards](http://www.livingmadeeasy.org.uk/products.php?groupid=434) ► <http://www.livingmadeeasy.org.uk/products.php?groupid=434>

'Orthopaedic' beds and mattresses

Most manufacturers of domestic beds make firm mattresses, which are often called orthopaedic although there is no national standard controlling the criteria.

The user should always try out the mattress before buying it because what is comfortable for one person may be very uncomfortable for another. It is advisable to visit a showroom with a range of beds and mattresses. Do

not be afraid to lie on each bed and test it for as long as you can.

Companies who offer to make you an orthopaedic bed designed to suit your particular needs should be approached with caution. It may be a complete success, but remember that, because it is a one-off, you cannot try it out first. Companies have been known to claim, even if the bed is not comfortable, that it has been made specifically for you and that they cannot sell it to someone else.

Remember we spend at least one third of our lives in bed - this is a lot of time to suffer an uncomfortable bed.

For people who need the bed clothes away from their body or legs

Bed cradles

These are designed to support the bedclothes at the foot end of the bed, so that a person can turn over more easily in bed and their legs and feet are protected if the weight of the bedclothes is causing undue pain or pressure. However, their presence may cause cold legs and feet.




Part of the frame runs between the mattress and the bed base so that the frame remains stable.

[View our impartial list of Rigid bed cradles](http://www.livingmadeeasy.org.uk/products.php?groupid=431) ► <http://www.livingmadeeasy.org.uk/products.php?groupid=431>

[View our impartial list of Adjustable bed cradles](http://www.livingmadeeasy.org.uk/bedroom/adjustable,-folding-or-dismantling-bed-cradles-430-p/) ► <http://www.livingmadeeasy.org.uk/bedroom/adjustable,-folding-or-dismantling-bed-cradles-430-p/>

For people who fall or wander from bed

Bed rails (cotsides), padding and netting



Bed grab handles are designed to aid a person getting in and out of bed and moving around whilst in bed. It is unsafe to use them as bed rails. Bed rails (cotsides) are designed to help prevent a person from rolling out of bed accidentally. It is essential that bed rails are suitable for the person who is using them and compatible with the particular beds being used. Most bed rails for domestic beds have bars which run across and between the bed and the mattress for greater security.

Serious injuries have occurred from the use of bed rails. The prescribing, selecting, fitting and maintenance of bed rails needs considerable care to avoid injury. The Medical Devices Agency (now within the Medicines and Healthcare Products Regulatory Agency (MHRA) - see [Useful Organisations](#)) issued a bulletin in July 2001 - Advice on the safe use of bed rails.

The bulletin recommends that alternative methods of bed care/management should be considered first, such as:

- tucked in sheets and blankets;
- variable height beds used in the lowered position (N.B. there are beds with an extra low height as a feature);
- soft cushioning on the floor to break a person's fall;
- alarm systems (person, movement or pressure operated) to alert carers that a person has moved from his/her normal position;
- body positioning devices (these help to position a person with specific clinical needs, e.g. someone who

has contractures).

Remember:

- bed rails should never be used to restrain a person who may attempt to climb over them. They risk falling from a greater height;
- ensure the bed rail is suitable for the size of the occupant. Standard bed rails usually suit someone over the size of an average 12-year-old and are unsuitable for a smaller adult, young child or baby;
- care should be taken that the person does not injure themselves on hard metal frames and that heads or limbs do not become trapped by them. Limbs, for example, can be trapped in large spaces between bars, in the gap between the end of rail and headboard, between the mattress and lowest rail of the device or in the gap as a result of the weight of a patient compressing the mattress. Profiling beds need checking for dangerous gaps in all positions;
- some bed rails are provided with net sides to reduce the risk of impact injury. Some companies supply padding to go over rails. Do not assume the netting or padding will reduce the risk of being trapped. Also, some covers are not air-permeable and may present a risk of suffocation;
- take care if a mattress overlay is used or the mattress is changed. If the bed rail is too low (because of the extra height of the overlay) the occupant can fall over the top; softer surfaces can increase the risk of entrapment between mattress edge and rail; some mattresses are too light to hold the bed rail in place and there is the risk that the rail, mattress and occupant might fall. Check whether manufacturers and suppliers can provide secure fastenings and extra height bed rails.

Standard rails have safety catches on the outside. These can prevent an otherwise independent person from getting out of bed and going to the toilet.

However, a unique model is available which serves as a safety rail, can be used independently and also helps raise the person's legs. An air filled platform first moves through 90° to bring the platform to the horizontal, lifting his/her legs. The user then moves the legs across into bed. The platform can be raised a further 90° to form a barrier to prevent him/her falling out of bed.

Pressing a button on the handset will deflate the platform to allow the user to get out of bed.

One solution considered to prevent accidental falls or to deter wandering is for the person to sleep on a mattress on the floor. It is very difficult to care for a person at this level. The risks from moving and handling and the loss of independence need to be balanced against the perceived benefits.

Movement activated alarms

Movement monitors are available which alert a carer that a person is getting out of bed. They have a pressure sensitive plate, which is placed under the mattress and will set off an alarm when the person gets out of bed.



[View our impartial list of Bed safety equipment ► http://www.livingmadeeasy.org.uk/bedroom/bed-safety-535/](http://www.livingmadeeasy.org.uk/bedroom/bed-safety-535/)

For people who have to lie flat for long periods of time

Reading stands



Floor-standing bookrests are available for people who are lying flat and are therefore unable to hold a book. The height of a vertical stand adjusts telescopically and a horizontal arm swivels towards and away from the user. The book can be placed face downwards and can be angled to a convenient position for the user. On some models the book has to be removed each time the page needs turning. It may be possible to do this independently, although some people will require help.

Page turners

A powered fully automated device controlled by switches is available which both holds the book in a downwards-facing position and turns the pages.



Recumbent glasses



These enable a person who is lying flat or is unable to bend their neck, to read or watch television. They can be worn over normal glasses.

[View our impartial list of Reading equipment ► http://www.livingmadeeasy.org.uk/bedroom/reading-536/](http://www.livingmadeeasy.org.uk/bedroom/reading-536/)

Mattresses for comfort

For people who display no danger signs such as reddening of the skin, a mattress that provides comfort alone may be all that is needed.

Standard foam mattresses

This may be quite sufficient although it should be checked every four to six months to make sure that the foam has not deteriorated.

Fibre filled mattresses

Silicone fibre mattresses, made from hollow cored siliconised polyester fibre, feel rather like a thick duvet. Flame retardant and washable, they can be used as a comfort mattress or for people at low risk from pressure ulcers. The resilience and softness of the mattresses may vary.

Sheepskins

Sheepskins do not relieve pressure but can be helpful when used in conjunction with other pressure relieving support systems because wool fibres are naturally resilient and so help to reduce shear forces. They also help to maintain low humidity and temperature by absorbing water vapour and heat. Sheepskins come in three main forms.

Natural sheepskin

This wool fleece on its own leather backing is the most comfortable and reduces shear forces most efficiently. However, great care must be taken when washing, and the fleece must be regularly brushed so that the fibres do not become matted.

Synthetic sheepskin

These skins are less resilient than the natural sheepskin and therefore do not reduce shear forces as efficiently. Also, they do not absorb heat and moisture so readily. However, they can be washed more easily and effectively.

Natural fleece on a fabric backing

Because it has been removed from its natural backing, the pile on this sheepskin tends to be shorter than on a natural sheepskin and is therefore slightly less resilient. However, this type of skin is easier to wash, although it still needs regular brushing to prevent matting.

For people who wish to eat or want to carry out leisure activities, such as reading in bed

Trays with a bean filled base

The beanbag on the underside of the tray moulds to the shape of the lap to provide a more stable surface than a traditional tray. The trays are available with raised edges, recesses for plates and cups and slip-resistant tray mats. They come in a choice of designs and some have detachable beanbag bases for washing.




Trays with supports



These are high-rimmed trays with two legs and a slip-resistant tray mat. They are designed to be stabilised by the legs, the width of which can be adjusted to fit snugly on either side of the person's thighs. The legs fold flat when not in use.

Cantilever tables

These are much smaller than bed tables, and are less sturdy. The cantilever tabletop is supported on one side only so that the table can be positioned close to the bed. Those without castors have a shallower base and may fit under a bed with only limited space underneath, although they are more difficult to manoeuvre into position. Some have the option of a tilting top for supporting a book, newspaper, or writing paper at an angle.



Bed tables

These are like hospital bed tables. They span the width of the bed with the legs resting on the floor on either side. They all have a tubular metal frame supporting a tabletop.



View our impartial list of Tables and trays ► <http://www.livingmadeeasy.org.uk/bedroom/tables-%26amp;-trays-538/>

Book stands

A wide range of book stands are available. Most are designed to hold books, although a few are large enough for magazines and newspapers. Some are floor standing and their height and angle can be adjusted; others are designed to rest on a table.



Page turners



These are useful for people who are unable to turn the pages of a book. Two types of turner are available - a simple stick with a rubber tip used in the hands or mouth, or a powered fully automated device controlled by switches which both holds the book and turns the pages.

View our impartial list of Book stands and page turners ► <http://www.livingmadeeasy.org.uk/bedroom/reading-536/>

Storage pouches

These can be draped across the bed and provide storage pockets in which to keep bits and pieces, such as books, knitting, TV controls.

Clamping equipment

This provides a method of securing items such as mirrors and cups in a convenient position.



View our impartial list of Bed attached clamps and holders ►

Useful organisations



Back Care

Monkey Puzzle House
69-71 Windmill Road
Sunbury-on-Thames
Surrey TW16 7DT
Tel: 020 8977 5474

Email: info@backcare.org.uk
Website: www.backcare.org.uk



Bladder & Bowel Foundation

7 The Court
Holywell Business Park
Northfield Road
Southam
Warwickshire CV47 0FS
Tel: 01926 357220
Helpline: 0845 345 0165

Email: help@bladderandbowelfoundation.org
Website: www.bladderandbowelfoundation.org



ERIC (Education and Resources for Improving Childhood Continence)

36 Old School House
Britannia Road
Kingswood
Bristol BS15 8DB
Tel: 0845 370 8008
Helpline: 0845 370 8008

Email: helpline@eric.org.uk
Website: www.eric.org.uk

Medicines and Healthcare Products Regulatory Agency (MHRA)

151 Buckingham Palace Road
Victoria
London, SW1W 9SZ
Tel: 020 3080 6000
Fax: 0203 118 9803

Email: info@mhra.gsi.gov.uk
Website: www.gov.uk/guidance/contact-mhra



National Bed Federation

High Corn Mill
Chapel Hill
Skipton
North Yorkshire BD23 1NL
Tel: 01756 799950

Fax: 01756 798789
Email: info@bedfed.org.uk
Website: www.bedfed.org.uk



Promocon
Disabled Living
Burrows House
10 Priestley Road
Wardley Industrial Estate
Worsley
Manchester M28 2LY
Tel: 0161 607 8219
Fax: 0161 607 8201
Email: promocon@disabledliving.co.uk
Website: www.disabledliving.co.uk/PromoCon



REMAP
D9 Chaucer Business Park
Kemsing
Sevenoaks
Kent TN15 6YU
Tel: 01732 760209
Fax: 01732 760204
Email: data@remap.org.uk
Website: www.remap.org.uk

AskSARA

If you would like further advice regarding daily living equipment related to choosing equipment for everyday living you could try relevant sections of AskSARA. AskSARA is our free online guided advice tool. AskSARA will ask you questions about yourself and your environment and then offer relevant advice, product suggestions and supplier details.

August 2016, to be reviewed by August 2019

All rights reserved. No reproduction or transmission of this publication may be made without written permission. Inclusion (including any sponsorship) does not indicate endorsement or that any item has been recommended or tested. All information is provided without legal responsibility.

Disabled Living Foundation, Tel: 020 7289 6111, Fax: 020 7266 2922, Helpline: 0300 999 0004 10.00am-4.00pm,
Email: helpline@dlf.org.uk, Website: www.dlf.org.uk Reg. Charity No: 290069, VAT Reg. No: 226 9253 54

Innovative sleeping solutions from Theraposture



www.theraposture.co.uk



 (FREE) 0800 834654  info@theraposture.co.uk

Theraposture Ltd. Kingdom Avenue, Northacre Industrial Park, Westbury, Wiltshire, BA13 4WE

Sponsorship has no influence on our impartial content

